

# SINGLE TOOTH & QUADRANT IMPLANT

## SUCCESS GUIDE

If you have any questions or need assistance you can contact us at 800-336-3053 or visit our website and click on the icon (as shown below) which you can find along the bottom right hand corner of our home page. Just request *Lab Help* and we will be glad to assist you.



Also, check out our *Resources Section* when visiting our website.

[burbankdental.com](http://burbankdental.com)

**800-336-3053**

## 1. FIRST APPT. - PRE-OP RECORDS & TX PLAN

### 1a: PRE-OP PHOTOS - IF IN SMILE ZONE

1. Full face smile (forehead to chin), Lip at rest close-up, Smile close-up
2. Incisal Shade Picture - (Shade tabs(s) incisal edge to incisal edge on same vertical plane.)
3. Over All shade Picture (Shade tab next to target shade tooth, oriented body-body, incisal to incisal)



### 1b: DIGITAL OR PVS IMPRESSIONS



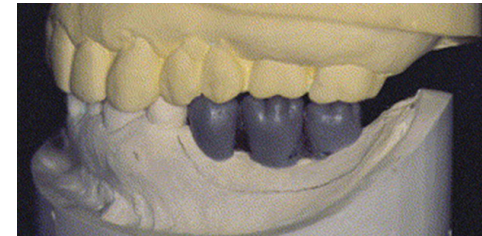
### 1c: TX PLAN - Include the following in your plan

1. Number of implants
2. Size of implants
3. Location of implants
4. VDO change or remain as current
5. Type of restorative material(s)
6. Cementable or Screw Retained
7. Any other goals or concerns

## 2. SECOND APPT. - CT SCANNING



LAB DELIVERS:  
Diagnostic Wax-Up, Scanning Guide

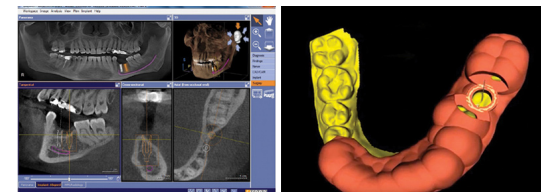


### 1: CBCT SCANNING APPOINTMENT



## 3. PLAN SURGERY & DESIGN GUIDE

1. Digitally Plan Surgery
2. Digitally Design Guide



## 4. THIRD APPT. - SURGERY

 LAB DELIVERS:  
Guided Surgery Appliance

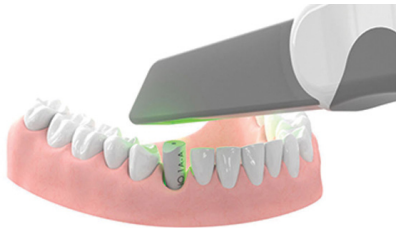


1: GUIDED SURGERY USING CT GENERATED GUIDE



## 5. FOURTH APPT. - IMPLANT IMPRESSION PVS OR DIGITAL IMPRESSION

1. Digital Impression With Scan Body  
Or Impression With Impression Coping



## 6. FOURTH APPT. - IMPLANT IMPRESSION PVS OR DIGITAL IMPRESSION



 LAB DELIVERS:  
Final Restoration

Deliver Final  
Restoration

  
SMILES BY DESIGN



Diagnostic wax-ups have several key benefits to your practice:

- Smiles By Design wax-ups can be used as a patient education tool that expedites the patient forward to beginning the case.
- A prep guide can be created in a clear guide or putty matrix from the wax-up.
- Provisionals can be fabricated chairside or in the lab from the wax-up.

Nothing is worse than surprises chairside. To avoid most of those, the wax-up is the ultimate communication tool between you, the patient, and Burbank Dental Lab.

Smiles By Design Diagnostic wax-ups will add a new dimension to your practice that will benefit your patients and build your practice.

**REQUEST YOUR  
FREE DOCTOR'S KIT**

